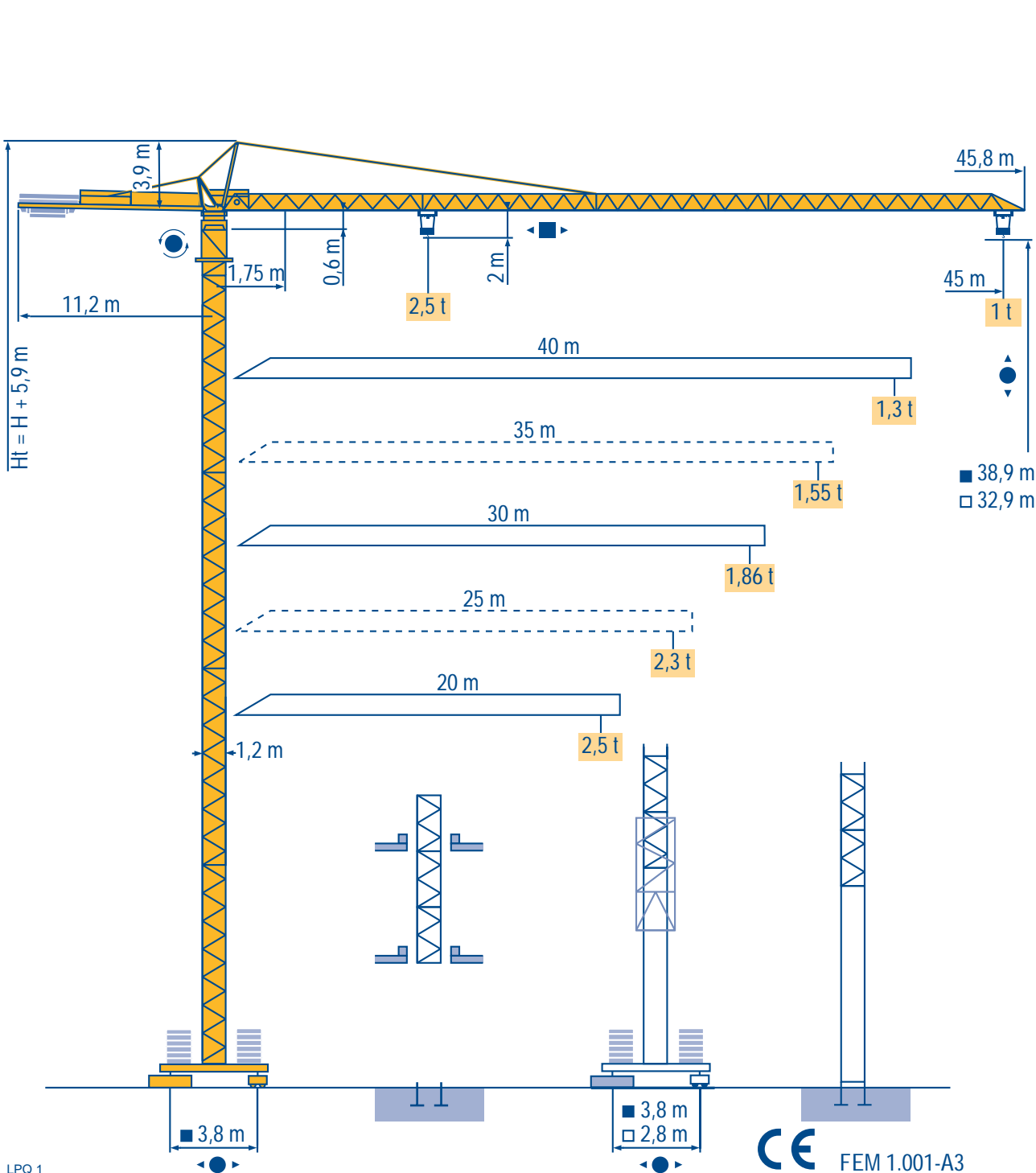


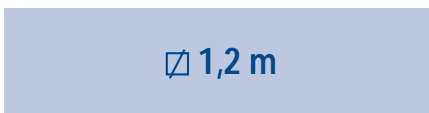
CITY CRANE MC 65 A



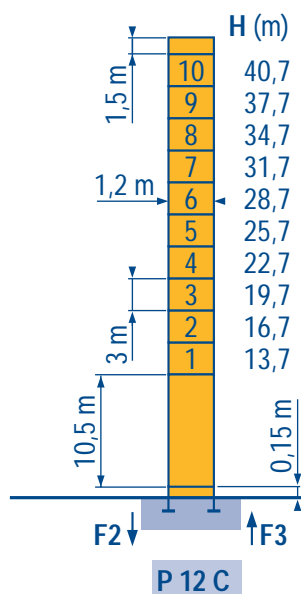
- HD
- HDT
- GTMR
- CITY CRANE
- TOPKIT MD
- MR
- MAXI MD
- MAXI TOPKIT

LPQ 1

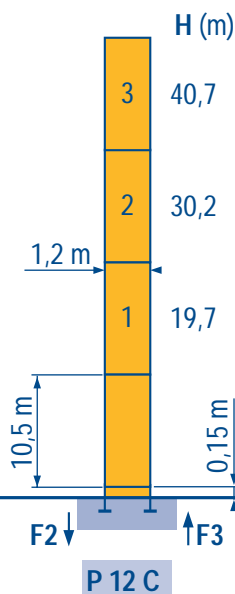




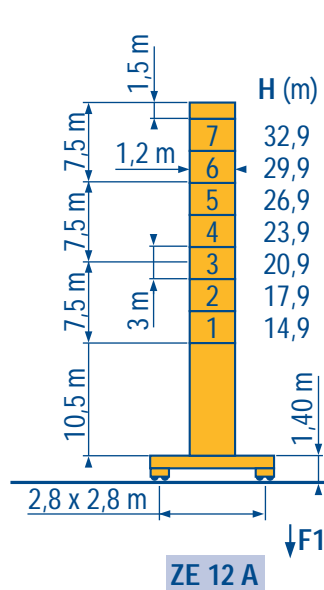
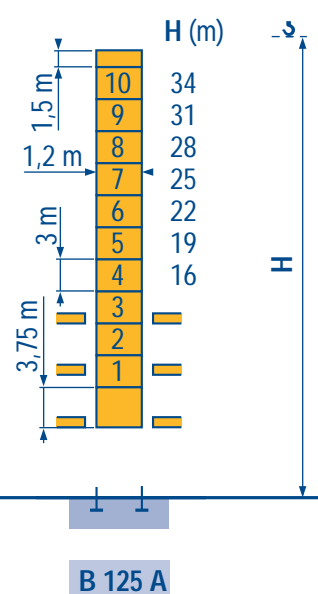
20 m → 45 m



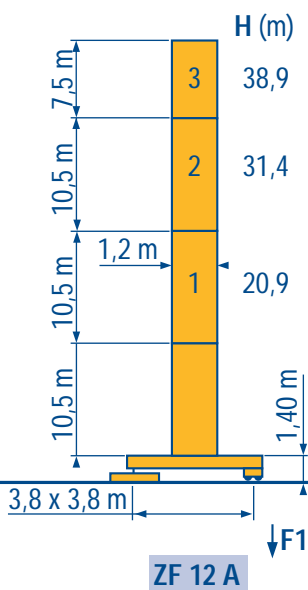
F2	● 61 t	■ 93 t
F3	● 49 t	■ 81 t
▲	15,5 t	



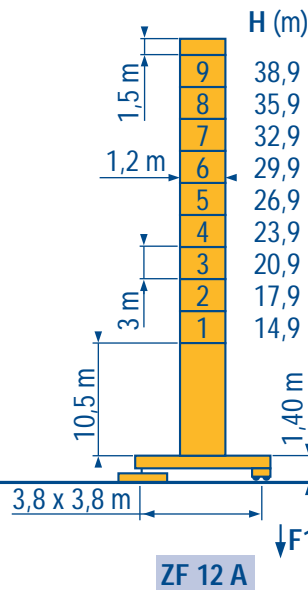
F2	● 61 t	■ 93 t
F3	● 49 t	■ 81 t
▲	15,5 t	



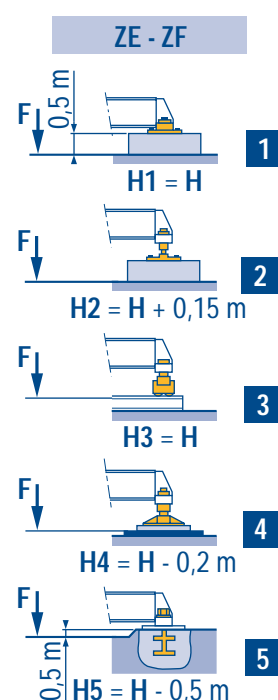
F1	● 40 t	■ 44 t
▲	18 t	



F1	● 38 t	■ 48 t
▲	20,5 t	



F1	● 38 t	■ 48 t
▲	20,5 t	



● Voir télescopage sur dalles
● Réactions en service
■ Réactions hors service
▲ A vide sans lest avec flèche et hauteur maximum.

F See climbing crane
Reactions in service
Reactions out of service
Without load and ballast with longest jib and maximum height.

GB Consultare gru in cavetto
Reazioni in servizio
Reazioni fuori servizio
A vuoto senza zavorra e con braccio massimo e altezza massima.

● Siehe Kletterkrane im Gebäude
● Reaktionskräfte in Betrieb
■ Reaktionskräfte außer Betrieb
▲ Ohne Last und Ballast mit Maximalausleger und Maximalhöhe.

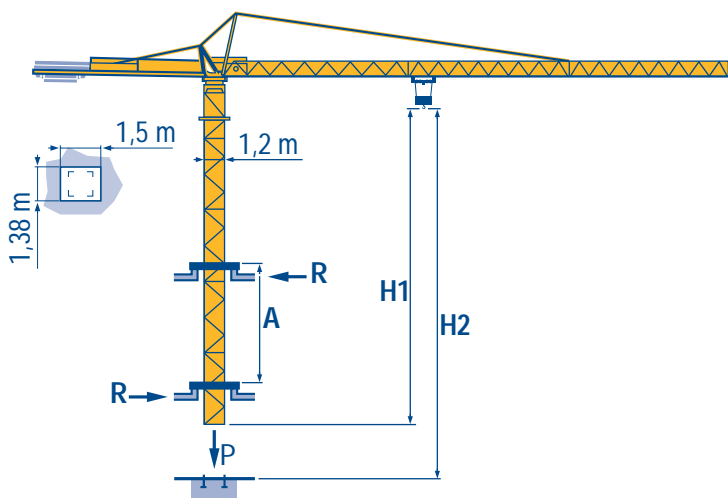
D Veja grua trepadora
Reacciones en servicio
Reacciones fuera de servicio
Sin carga, sin lastre con flecha y altura máxima.

E 見楼板顶升
● 工作状态下的反应
■ 非工作状态下的反应
▲ 空载, 无配重, 起重臂和高度均为最大值

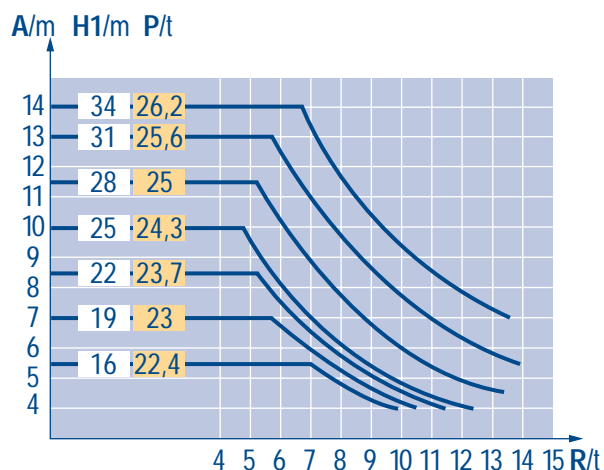
45 m	1,75 ▶	20,92	22	25	27	30	32	35	37	40	42	45 m
▲▲▲	☞	2,5	2,36	2,04	1,86	1,65	1,53	1,37	1,28	1,16	1,09	1 t
40 m	1,75 ▶	22,91	25	27	30	32	35	37	40 m			
▲▲▲	☞	2,5	2,27	2,07	1,84	1,7	1,53	1,43	1,3 t			
35 m	1,75 ▶	23,19	25	27	30	32	35 m					
▲▲▲	☞	2,5	2,3	2,1	1,86	1,73	1,55 t					
30 m	1,75 ▶	23,21	25	27	30 m							
▲▲▲	☞	2,5	2,3	2,1	1,86 t							
25 m	1,75 ▶	23,24	25 m									
▲▲▲	☞	2,5	2,3 t									
20 m	1,75 ▶	20 m										
▲▲▲	☞	2,5 t										

LPO 1

B 125 A



LPO 1



A Distance entre cadres

F

Distance between collars

GB

Distanza fra i telai

I

H1 Hauteur grue

Crane height

Altezza gru

P Poids de la grue (en service)

Crane weight (in service)

Peso della gru (in servizio)

R Réaction horizontale

Horizontal reaction

Reazione orizzontale

A Abstand zwischen den Rahmen

D

Distancia entra marcos

E

各附着框之间距离

C

H1 Kranhöhe

Altura grúa

工作状态下塔机高度

P Krangewicht (in Betrieb)

Peso de la grúa (en servicio)

工作状态下塔机重量

R Horizontalkräfte

Reaccion horizontal

水平反力

					ch - PS hp	kW		
	15 PC 13	m/min	7	21	42	15	11	90 m > 90
		t	2,5	2,5	1,3			
	25 PC 13	m/min	7	36	72	25	18,4	193 m > 193
		t	2,5	2,5	1,3			
	3 D2 V5	m/min	21 - 42			3	2,2	
	RCV 40	tr/min U/min rpm	0 → 0,8			6	4,5	
	TVD 324 C1	m/min	26			2 x 4	2 x 2,9	

CEI 38	IEC 38	kVA	
400 V (+6% -10%) 50 Hz		15 PC : 25 kVA 25 PC : 35 kVA	84/534 - 87/405

LPQ 1

	Levage		Hoisting		Sollevamento	
	Distribution		Trolleying		Distribuzione	
	Orientation		Slewing		Rotazione	
	Translation		Travelling		Traslazione	
	Conforme aux directives CEE 84/534 et 87/405 sur le niveau acoustique		In compliance with the EEC 84/534 and 87/405 Instructions on noise level		Conforme alle direttive CEE 84/534 e 87/405 sul livello acustico	
	Nous consulter		Consult us		Consultateci	
	Heben		Elevación		起升	
	Katzfahren		Distribución		变幅	
	Schwenken		Orientación		回转	
	Kranfahren		Traslación		行走	
	Gemäss EWG-Richtlinien 84/534 und 87/405 für den Schall-Leistungspegel		Conforme con las directivas CEE 84/534 y 87/405 sobre el nivel acustico		符合 CEE 84/534 - CEE 87/405 声晌度规定	
	Auf Anfrage		Consultarnos		请向我方咨询	

POTAIN

GRUPE LEGRIS INDUSTRIES

18.Rue de Charbonnières, B.P. 173-F
69132 ECULLY Cedex
Tél. (33)04.72.20.20.20
Fax (33)04.72.20.20.00
<http://www.potain.fr>
E-mail : mkt@potain.fr

CITY CRANE MC 65 A

Copyright.Reproduction interdite © POTAIN 1997

Deutschland
POTAIN GmbH Tel : 06.105.704.0
Italia
POTAIN S.p.A Tel : 039.65.631
China
Zhangjiagang POTAIN Tel : 520. 877.1451